

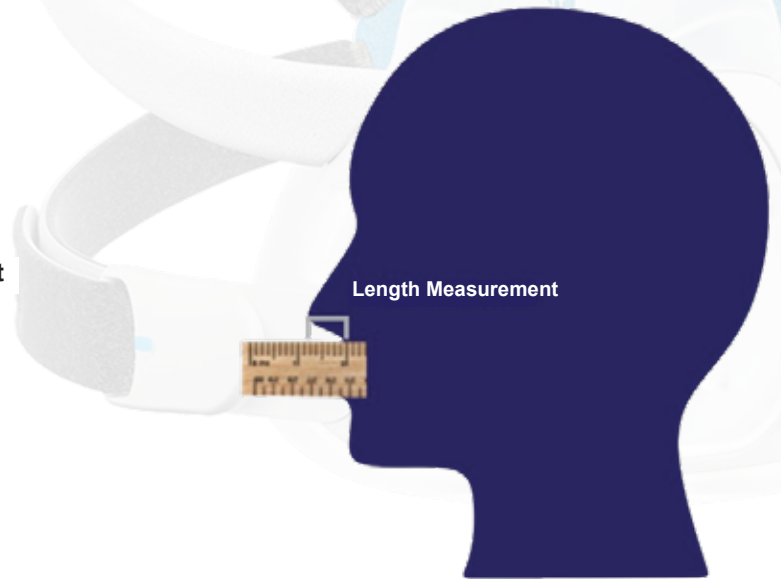
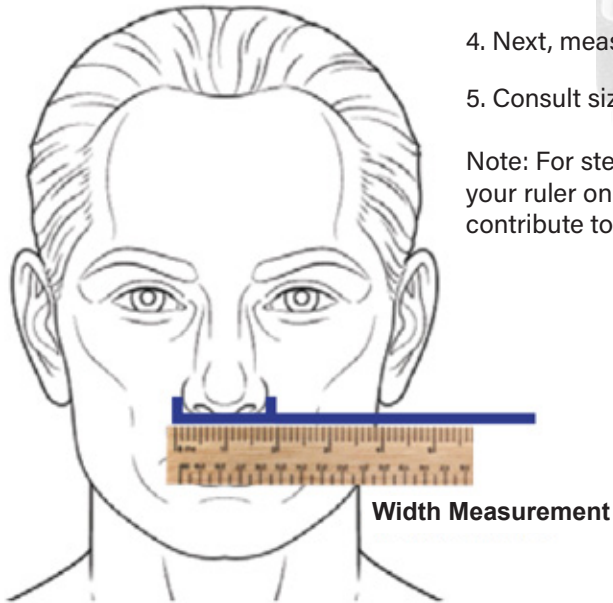
Sizing Guide

For Use With
AirFit F40

How to Use:

1. Find a ruler and a mirror
2. Face the mirror and put the ruler horizontal to your face.
3. Measure from outer nostril to outer nostril. Note your width measurement.
4. Next, measure from the base of your nose, to the tip. Note your length measurement.
5. Consult sizing guide below.

Note: For step 4, do not compress the upper lip. Gently place the edge of your ruler on the skin. Do not press down as this will contribute to an inaccurate measurement.



the CPAP store

Size Guide

Width Measurement

Small Wide:	1.75 - 2.0 Inches	4.5 - 5 cm
Medium:	0 - 1.75 Inches	0 - 4.5 cm
Large:	Over 2.0 Inches	5 + cm

Length Measurement

0 - 0.75 Inches	0 - 1.9 cm
0.75 - 1.75 Inches	1.9 - 4.5 cm
0.75 - 1.75 Inches	1.9 - 4.5 cm

Note: We find that these measurements work with about 80% of our clients. Head shape, nose shape and nose density is also a factor. In person fitment is always recommended.

the CPAP store

the CPAP store



AirFit™
F40

Actual Size: 5.8 inch (Width)
4.1 inch (Height)

How to use the fitting template:

1. Please ensure the template is printed to scale
2. Cut out along dotted line
3. Refer to diagram on template to determine appropriate cushion size

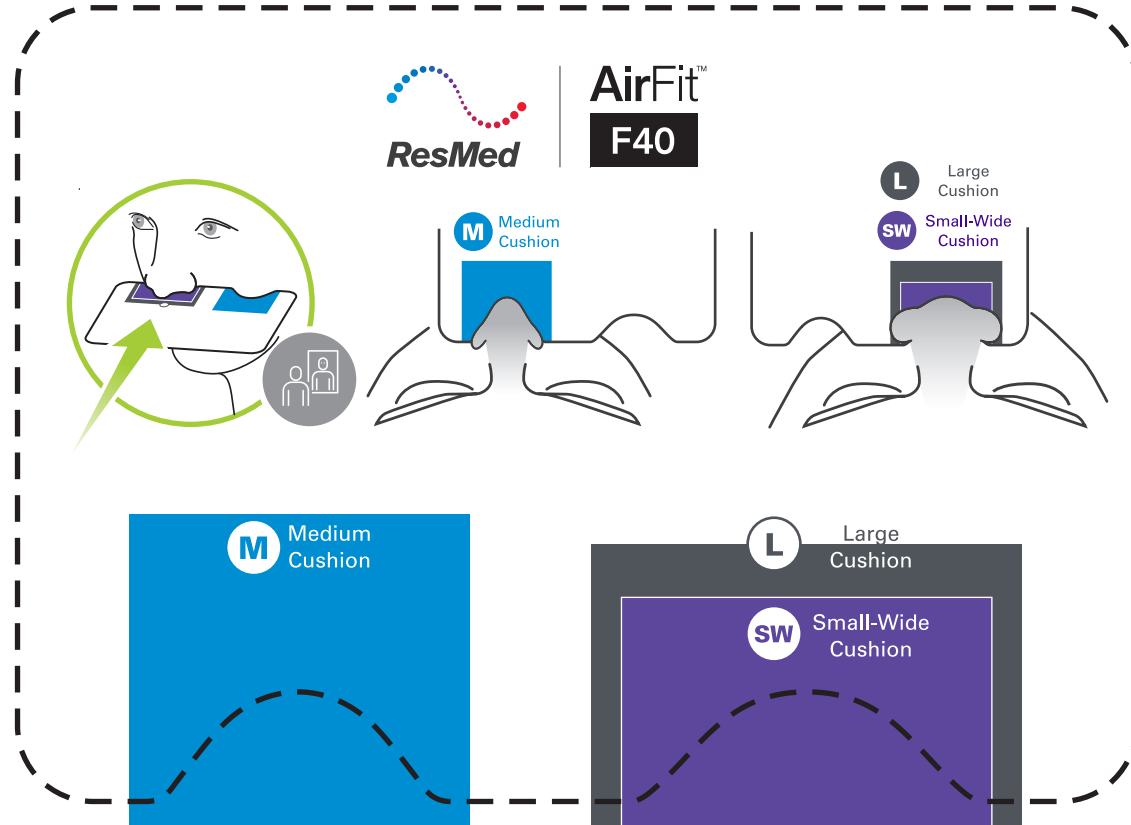
CE 0123

Rx Only



ResMed Pty Ltd
1 Elizabeth Macarthur Drive
Bella Vista NSW 2153
Australia

AirFit is a trademark and/or registered trademark of the ResMed family of companies. For patent and other intellectual property information, see [ResMed.com/p](https://www.resmed.com/p). For symbols glossary see [ResMed.com/symbols](https://www.resmed.com/symbols). See [ResMed.com](https://www.resmed.com) for other ResMed locations worldwide.
© 2024 ResMed. 1036420/1 2024-02



Sample size check

1 inch

2 inch

3 inch

4 inch

5 inch

6 inch

7 inch

Ruler is for scaling purposes.