

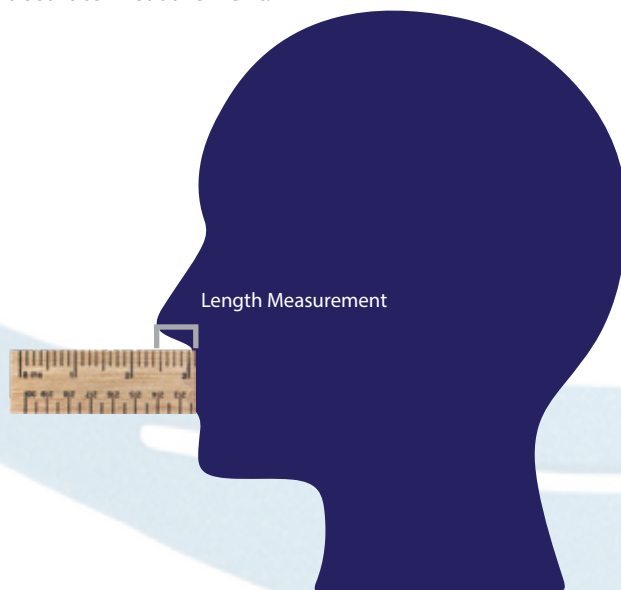
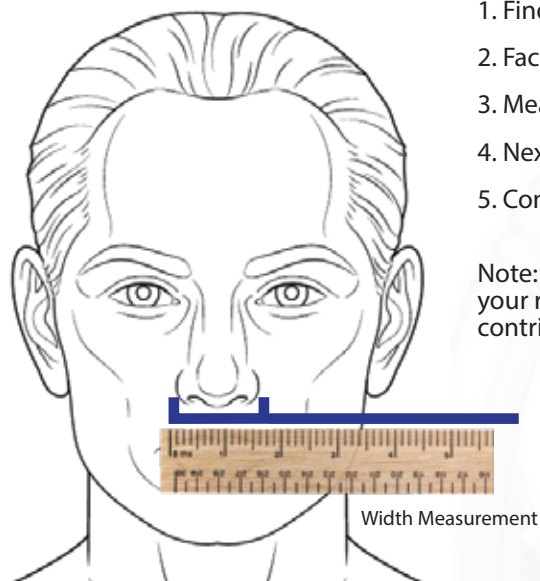
# Sizing Guide

For Use With  
AirFit N30i

## How to Use:

1. Find a ruler and a mirror
2. Face the mirror and put the ruler horizontal to your face.
3. Measure from outer nostril to outer nostril. Note your width measurement.
4. Next, measure from the base of your nose, to the tip. Note your length measurement.
5. Consult sizing guide below.

Note: For step 4, do not compress the upper lip. Gently place the edge of your ruler on the skin. Do not press down as this will contribute to an inaccurate measurement.



## Size Guide:


### Width Measurement

<b>Small:</b>	0 - 1.5 Inches	0 - 3.8 cm
<b>Medium:</b>	1.5 - 1.75 Inches	3.8 - 4.5 cm
<b>Small Wide:</b>	1.75 - 2.00 Inches	4.5 - 5 cm
<b>Wide:</b>	2.00 + Inches	5 + cm

### Length Measurement

0 - 0.75 inches	0 - 1.9 cm
0.75 - 1.25 inches	1.9 - 4.5 cm
0 - 0.75 inches	0 - 1.9 cm
0.75 - 1.25 inches	1.9 - 3.2 cm

**Note:** We find these measurements work with about 80% of our clients. Head shape, nose shape and nose density is also a factor. In person fitment is always recommended.

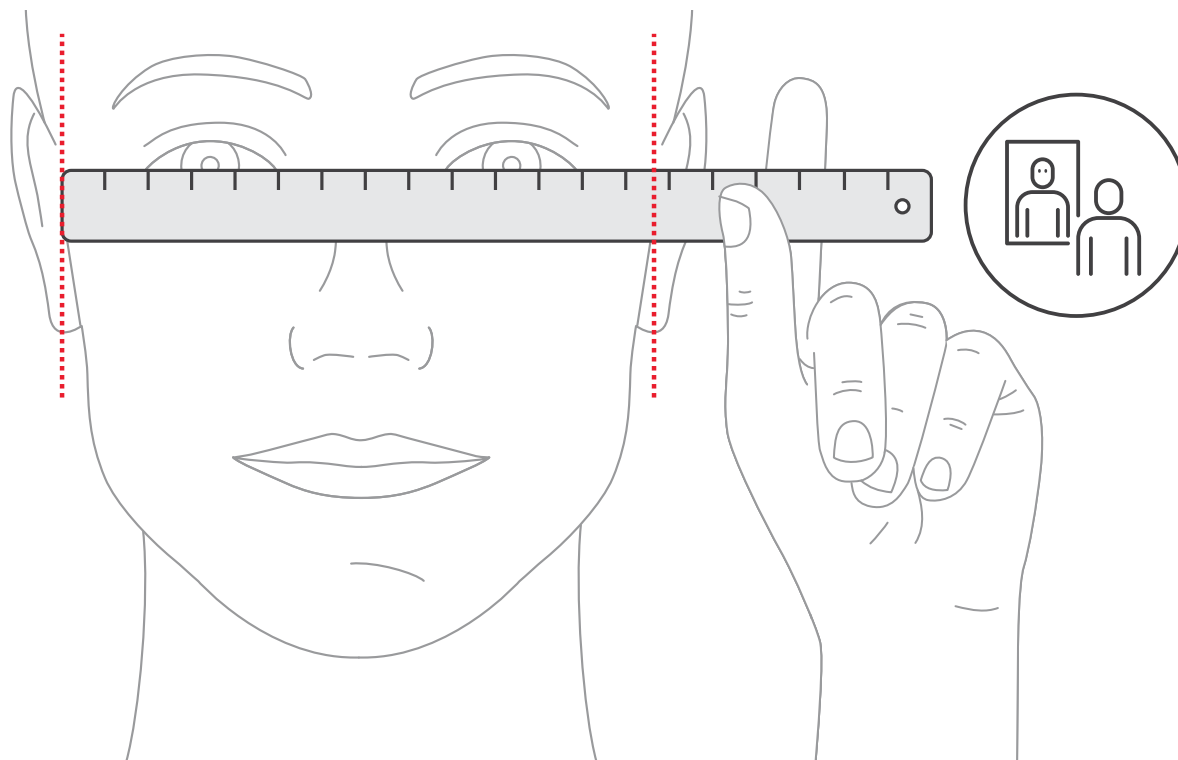




**ResMed**

**AirFit™** N30i  
Nasal mask

**AirFit™** P30i  
Nasal pillows mask

## Frame Fitting Instructions



 Small frame	 Standard frame
0–150mm	>150mm
0–6"	>6"